


UNDERSTANDING CHILDHOOD GRIEF IN THE U.S.

CHILDHOOD BEREAVEMENT ESTIMATION MODEL

NEVADA

CBEM

The Childhood Bereavement Estimation Model (CBEM) is a quantitative statistical tool that approximates prevalence rates for U.S. children and youth who will experience the death of a parent and/or sibling in a specific location by the time they reach adulthood. The CBEM is updated annually using national and regional vital statistics^{1,2} to generate the prevalence estimates. This infographic aggregates data from 2012 to 2016.



1 in 14
CHILDREN IN NEVADA WILL EXPERIENCE THE DEATH OF A PARENT OR SIBLING BY AGE 18

26th

CBEM RANKING BY STATE

7.2%

OF CHILDREN IN NEVADA ARE BEREAVED HIGHER THAN U.S. OVERALL RATE OF 6.8%

>46K

BEREAVED CHILDREN IN NEVADA



>46K
BY AGE 18



>119K
BY AGE 25

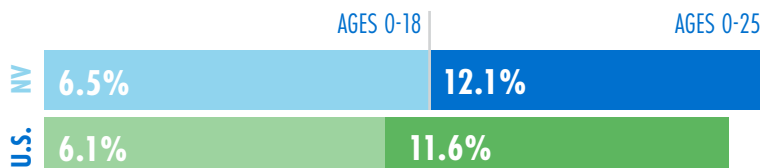


MORE THAN

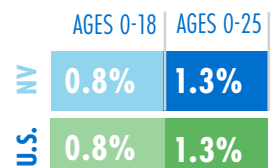
2X
HIGHER

PARENT VS. SIBLING DEATH LOSS

PARENT



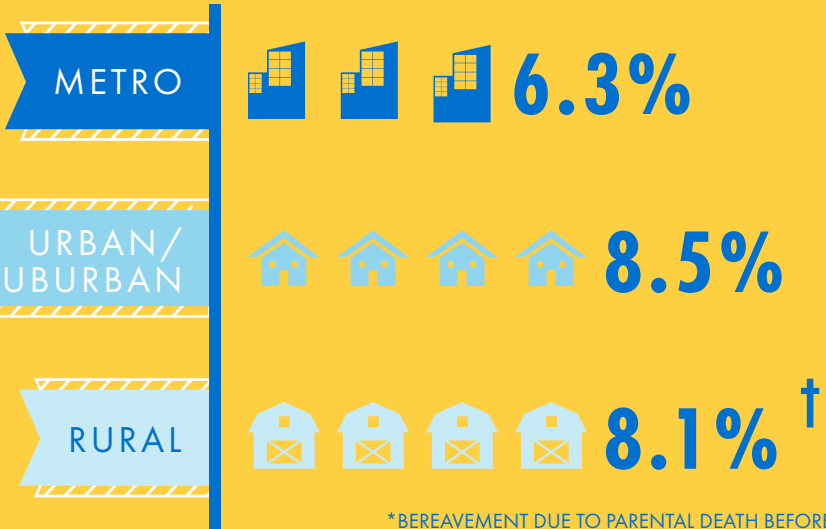
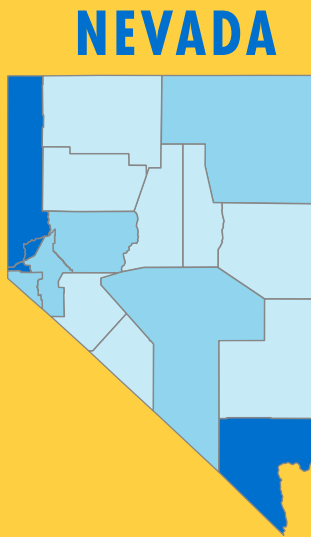
SIBLING



FOR MORE INFO ABOUT THE CBEM AND ADDITIONAL STATE AND NATIONAL DATA, VISIT WWW.JUDISHOUSE.ORG/CBEM

NEVADA

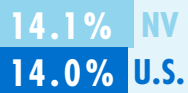
CHILDHOOD BEREAVEMENT ACROSS THE STATE*



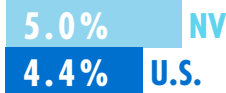
*BEREAVEMENT DUE TO PARENTAL DEATH BEFORE AGE 18
[†]Due to limited data, results should be interpreted with caution.
 Designations based on United States Department of Agriculture. Rural-Urban Continuum Codes.³

- SOCIAL FACTORS POTENTIALLY IMPACTING CHILDHOOD BEREAVEMENT -

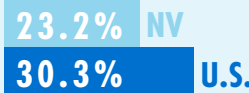
LIVING IN POVERTY⁴



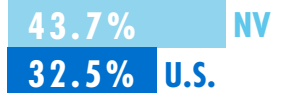
UNEMPLOYMENT⁵



EDUCATION⁶ BACHELOR'S DEGREE AND HIGHER



MENTAL HEALTH NEED MET⁷



FOR MORE INFO ABOUT THE CBEM AND ADDITIONAL STATE AND NATIONAL DATA, VISIT WWW.JUDISHOUSE.ORG/CBEM

SOURCES

- Centers for Disease Control and Prevention, National Center for Health Statistics, CDC WONDER Online Database.
- U.S. Census Bureau, Economic and Statistics Administration, U.S. Department of Commerce, Annual Estimates of U.S. Population.
- U.S. Department of Agriculture, 2013 Rural-Urban Continuum Codes.
- U.S. Census Bureau, 2016 Small Area Income Poverty Estimates.
- Bureau of Labor Statistics, Local Area Unemployment Statistics, 2017 Annual Averages.
- U.S. Census Bureau, American Community Survey 5-Year Estimates.
- Bureau of Health Workforce, Health and Human Services Administration, U.S. Dept. of Health Professionals Shortage Areas Statistics.

County Maps - Single Color by FreeVectorMaps.com



Judi's House/JAG Institute is a research-based nonprofit organization in Denver, Colorado devoted solely to supporting grieving children and their families. Our vision is that no child should be alone in grief.



The Judi's House/JAG Institute Childhood Bereavement Estimation Model (CBEM) was generously supported by the New York Life Foundation.